



Audco Archers



HOW TO SCORE ROUNDS




Introduction:

Chances are if you are reading this you have never scored a round before or looking to make sure your scoring is correct. Scoring yourself is a great way to document how well you are shooting and how well you are improving. It's also great to try out different rounds frequently so that archery continues to be interesting and challenging.

The Rounds:

On the introductions for imperial/metric rounds in the folder you will see grids, there are lots of different rounds to choose from, all at different distances and varying amounts of dozen arrows to shoot. Be sure to read the rules and check which rounds are applicable to you.

Rounds are shot in either Metric or Imperial, this affects the distances at which the round is shot and also how you score your arrows.

 <p>Imperial Rounds</p>	<ul style="list-style-type: none"> ○ Rounds are shot in yards; such as National, Windsor, Warwick etc. ○ 5 zone scoring; 9, 7, 5, 3, 1.
 <p>Metric Rounds</p>	<ul style="list-style-type: none"> ○ Rounds are shot in meters; such as Metric I, WA 1440 etc. ○ 10 zone scoring; 10,9,8,7,6,5,4,3,2,1.
 <p>Indoor Rounds</p>	<ul style="list-style-type: none"> ○ Rounds can be shot in either yards or meters. (See relevant club paperwork for more information). ○ 10 zone scoring but including the additional X.

Scoring:

Now comes the next important part, writing up your scores in preparation for scoring records or even submitting to the club for club records. Here is a sample scoresheet.

Club: Audco Archers Bowstyle: Com / RC / LB / BB Cat: Sen / Jun - U ____
 Name: John Doe Date: 27/04/2012
 Competition: Round: National

		ET			ET	Hits	Gold	Doz.	R/T								
9	9	7	7	5	5	42	9	9	7	7	5	3	40	12	4	82	
9	9	9	5	5	5	42	9	7	5	3	1	M	25	11	4	67	149
9	9	9	7	5	5	44	7	7	5	5	3	3	30	12	3	74	223
9	7	7	5	5	3	36	9	9	5	5	3	3	70	12	3	70	293
9	9	9	9	7	5	48	9	9	9	7	7	7	48	12	7	96	389
9	9	7	7	5	5	42	7	7	7	5	5	3	34	12	2	76	465
							Round Totals:		71	23	465	465					

Archers Signature: _____ Target Captain: _____

The diagram above shows a typical completed score sheet.

- As each end is shot the arrows are scored with the highest scoring arrows first.
- All misses are marked with an 'M'.
- The ET (or end) is the total of the arrows in a single end. Usually shot in rounds of 3 or 6 arrows.
- The 'Hits' are the number of scoring arrows for that end (Misses 'M's don't count, please note the second dozen only scoring 11 hits!).
- The 'Golds' are the number of 9's (in a 5-zone scoring shooting session) or 10's (in a 10-zone scoring shooting session). Please note: 9's do not count as 'Golds' when using 10 zone scoring.
- The 'Doz' is the total for the dozen scoring arrows.
- The 'RT' (or Total) is the running total for your session.
- The 'Round Totals' record all the information for all arrows shot.
- Once completed the 'Target Captain' signs the score sheet followed by the 'Archer'.